

FY 2025 PHYSICAL PLAN

Department : Department of Labor and Employment (DOLE)
Agency/Entity : Professional Regulation Commission
Operating Unit : Regional Office - IVB
Organization Code (UACS) : 16 008 0300017

| Particulars | UACS CODE | Current Year Accomplishments | | | Physical Target (Budget Year) | | | | | Variance | Remarks |
|---|------------------|---------------------------------------|--|--------|-------------------------------|---------------|---------------|---------------|---------------|----------|--|
| | | Actual January 1 - September 30 | Estimate October 1 - December 30 | Total | Total | 1st Quarter | 2nd Quarter | 3rd Quarter | 4th Quarter | | |
| 1 | 2 | 3 | 4 | 5=3+4 | 6=7+8+9+10 | 7 | 8 | 9 | 10 | 11 | 12 |
| PROFESSIONAL LICENSURE PROGRAM | 3101000000000000 | | | | | | | | | | |
| Outcome Indicator(s) | | | | | | | | | | | |
| 1. Percentage of graduates in all certificate courses given professional certification | | N/A | N/A | N/A | 56% | N/A | N/A | N/A | N/A | | |
| | | | | | | | | | | | |
| Output Indicator(s) | | | | | | | | | | | |
| 1. Percentage of applications for licensure examinations acted upon within two (2) days from filing | | 100% of 13,236 | 100% of 1,344 | 14,580 | N/A | N/A | N/A | N/A | N/A | | The total number of accomplishments comprises 13,053 applications with examination and 183 applications without examination. |
| | | | | | | | | | | | |
| | | | | | | | | | | | |
| 2. Percentage of test items prepared/formulated/peer reviewed by the Professional Regulatory Boards | | N/A | N/A | N/A | 100% | N/A | N/A | N/A | N/A | | |
| | | | | | | | | | | | |
| | | | | | | | | | | | |
| 3. Percentage of statistical data for monitoring of school performance generated within one day after the release of examination results | | N/A | N/A | N/A | N/A | N/A | N/A | N/A | N/A | | |
| | | | | | | | | | | | |
| | | | | | | | | | | | |
| 4. Percentage of applications for licensure examinations acted upon within the process cycle time | | N/A | N/A | N/A | 100% | 100% of 3,808 | 100% of 3,808 | 100% of 3,811 | 100% of 3,812 | | 1st Q: With Exam: 3,781 Without Exam: 27 2nd Q: With Exam: 3,781 Without Exam: 27 3rd Q: With Exam: 3,784 Without Exam: 27 4th Q: With Exam: 3,784 Without Exam: 28 |
| | | | | | | | | | | | |
| | | | | | | | | | | | |
| PROFESSIONAL REGULATION PROGRAM | 3102000000000000 | | | | | | | | | | |
| Outcome Indicator(s) | | | | | | | | | | | |
| 1. Percentage increase in number of professionals registered under various mutual recognition arrangements within ASEAN and other countries including international trade agreements where the Philippines is a signatory | | N/A | N/A | N/A | N/A | N/A | N/A | N/A | N/A | | |
| | | | | | | | | | | | |
| | | | | | | | | | | | |
| | | | | | | | | | | | |
| | | | | | | | | | | | |
| 2. Percentage of cases resolved within three (3) months | | 100% of 11 | 100% of 6 | 17 | N/A | N/A | N/A | N/A | N/A | | |
| | | | | | | | | | | | |


Department : Department of Labor and Employment (DOLE)
Agency/Entity : Professional Regulation Commission
Operating Unit : Regional Office - IVB
Organization Code (UACS) : 16 008 0300017

| Particulars | UACS CODE | Current Year Accomplishments | | | Physical Target (Budget Year) | | | | | Variance | Remarks |
|--|------------------|---------------------------------------|--|--------|-------------------------------|-------------|-------------|-------------|-------------|----------|---|
| | | Actual January 1 - September 30 | Estimate October 1 - December 30 | Total | Total | 1st Quarter | 2nd Quarter | 3rd Quarter | 4th Quarter | | |
| 1 | 2 | 3 | 4 | 5=3+4 | 6=7+8+9+10 | 7 | 8 | 9 | 10 | 11 | 12 |
| 3. Percentage of cases resolved within the quarter | | N/A | N/A | N/A | 5% | 1 | 1 | 2 | 1 | | No. of cases resolved within the Quarter |
| 4. Percentage of registered professionals progressed or upgraded their Philippine Qualifications Framework level from Level 6 to Level 7 & 8 | | N/A | N/A | N/A | 2% | N/A | N/A | N/A | N/A | | |
| Output Indicator(s) | | | | | | | | | | | |
| 1. Percentage of request for professional identification cards (PICs) and registration certificates acted upon within the prescribed timeframe | | 100% of 10,427 | 100% of 421 | 10,848 | N/A | N/A | N/A | N/A | N/A | | No. of Issued PICs for Initial Registration |
| 2. Percentage of complaints with investigations conducted | | 100% of 6 | 0 | 6 | N/A | N/A | N/A | N/A | N/A | | |
| 3. Number of institutions and establishments where professionals are employed that are inspected and monitored | | 21 | 1 | 22 | N/A | N/A | N/A | N/A | N/A | | |
| 4. Number of preliminary investigations conducted relative to motu proprio cases | | N/A | N/A | N/A | 134 | 1 | 1 | 1 | 1 | | |
| 5. Number of firms, institutions and organizations where professionals are employed that are inspected and monitored | | N/A | N/A | N/A | 1,110 | 7 | 10 | 10 | 6 | | |
| 6. Number of Continuing Professional Development Providers and Programs accredited | | N/A | N/A | N/A | 15,918 | 1 | 4 | 3 | 2 | | No. of received, processed and endorsed to Central Office-CPDD |
| 7. Number of PICs renewal issued within the appointment schedule | | N/A | N/A | N/A | 831,797 | 4,349 | 4,106 | 3,713 | 2,273 | | The targets per quarter are for the Renewal of PICs only. In addition, there are 13,234 target for printing of PICs for Initial Registration and 533 for Duplicate of PICs. |
| PROFESSIONAL DATABASE MANAGEMENT PROGRAM | 3103000000000000 | | | | | | | | | | |

Department : Department of Labor and Employment (DOLE)
Agency/Entity : Professional Regulation Commission
Operating Unit : Regional Office - IVB
Organization Code (UACS) : 16 008 0300017

| Particulars | UACS CODE | Current Year Accomplishments | | | Physical Target (Budget Year) | | | | | Variance | Remarks |
|--|--------------|---------------------------------------|--|-------|-------------------------------|-------------|-------------|-------------|-------------|----------|---------|
| | | Actual January 1 - September 30 | Estimate October 1 - December 30 | Total | Total | 1st Quarter | 2nd Quarter | 3rd Quarter | 4th Quarter | | |
| 1 | 2 | 3 | 4 | 5=3+4 | 6=7+8+9+10 | 7 | 8 | 9 | 10 | 11 | 12 |
| Outcome Indicator(s) | | | | | | | | | | | |
| 1. Percentage reduction of process cycle time of frontline services upon conversion to online services | | N/A | N/A | N/A | N/A | N/A | N/A | N/A | N/A | | |
| | | | | | | | | | | | |
| | | | | | | | | | | | |
| Output Indicator(s) | | | | | | | | | | | |
| 1. Percentage increase in the number of applicants and professionals provided with online services | | N/A | N/A | N/A | N/A | N/A | N/A | N/A | N/A | | |
| | | | | | | | | | | | |


Certified Correct:


ARCEI DENISE M. VALDEPEÑA
Planning Officer Designate
Date: November 20, 2024 09:14 AM


Certified Correct:

NA
NA
Date: November 20, 2024 09:14 AM

Recommending Approval By:


JANE H. SEVESSES
OIC, Finance and Administrative Division
Date: November 20, 2024 03:04 PM

Approved By:


REYNALDO D. AGCAOILI
Regional Director
Date: November 20, 2024 04:54 PM